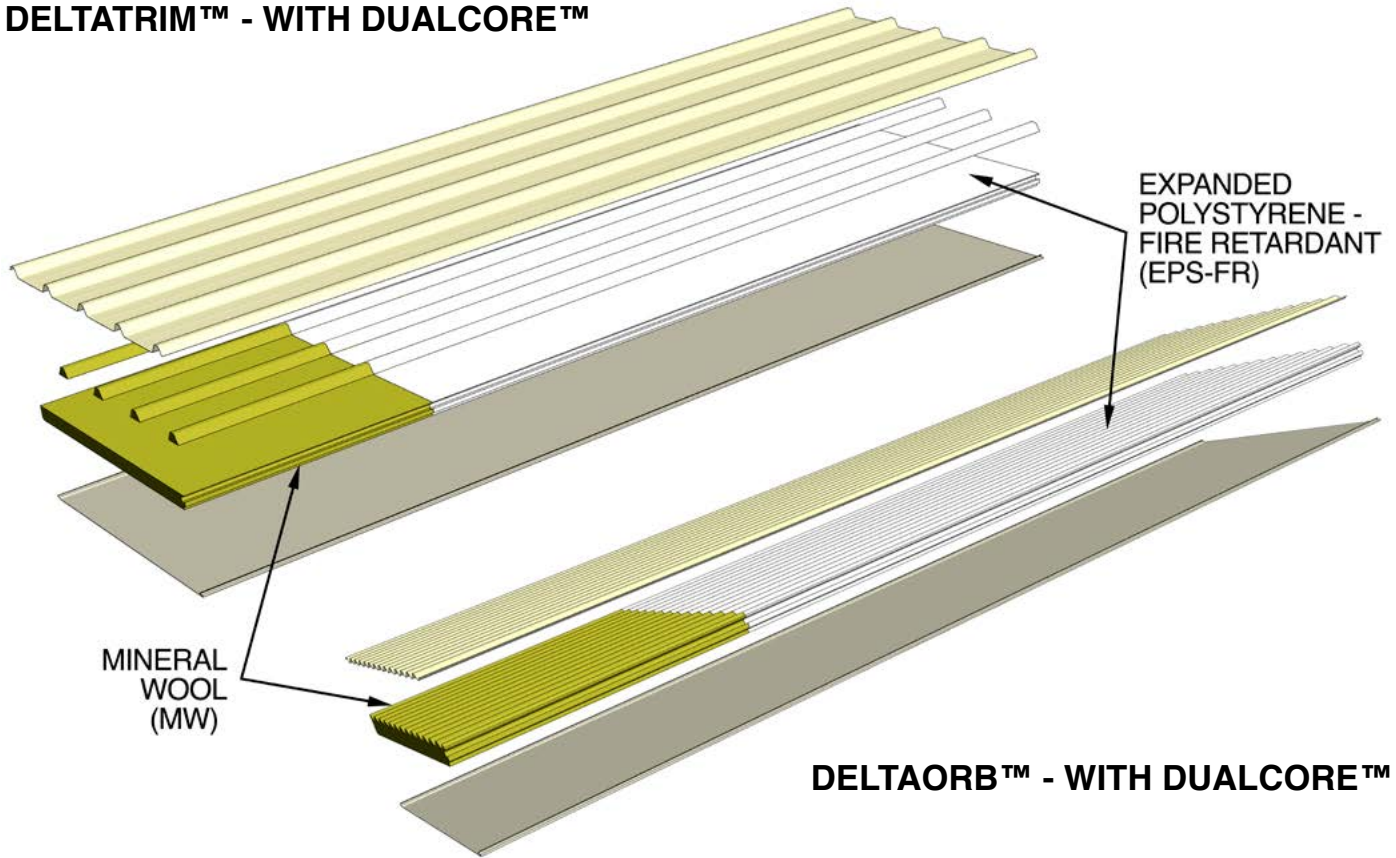


DELTATRIM™ - WITH DUALCORE™



APPROVED AWNING AND PATIO ROOFING SOLUTION NEXT TO THE BOUNDARY

AUSTRALIAN MADE FOR AN AUSTRALIAN LIFESTYLE

PRODUCT DESCRIPTION

DeltaDualCore Panels utilise a unique combination of core materials, allowing the panel to retain the structural and aesthetical benefits of insulated panels, while still conforming to non-combustibility requirements outlined in the NCC2022 - Volume Two, for the Mineral Wool section of the panel.

PRODUCT FEATURES

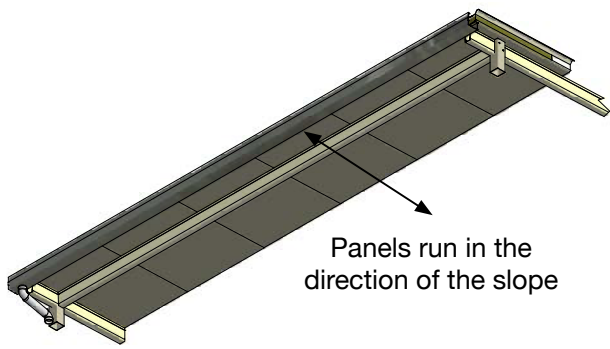
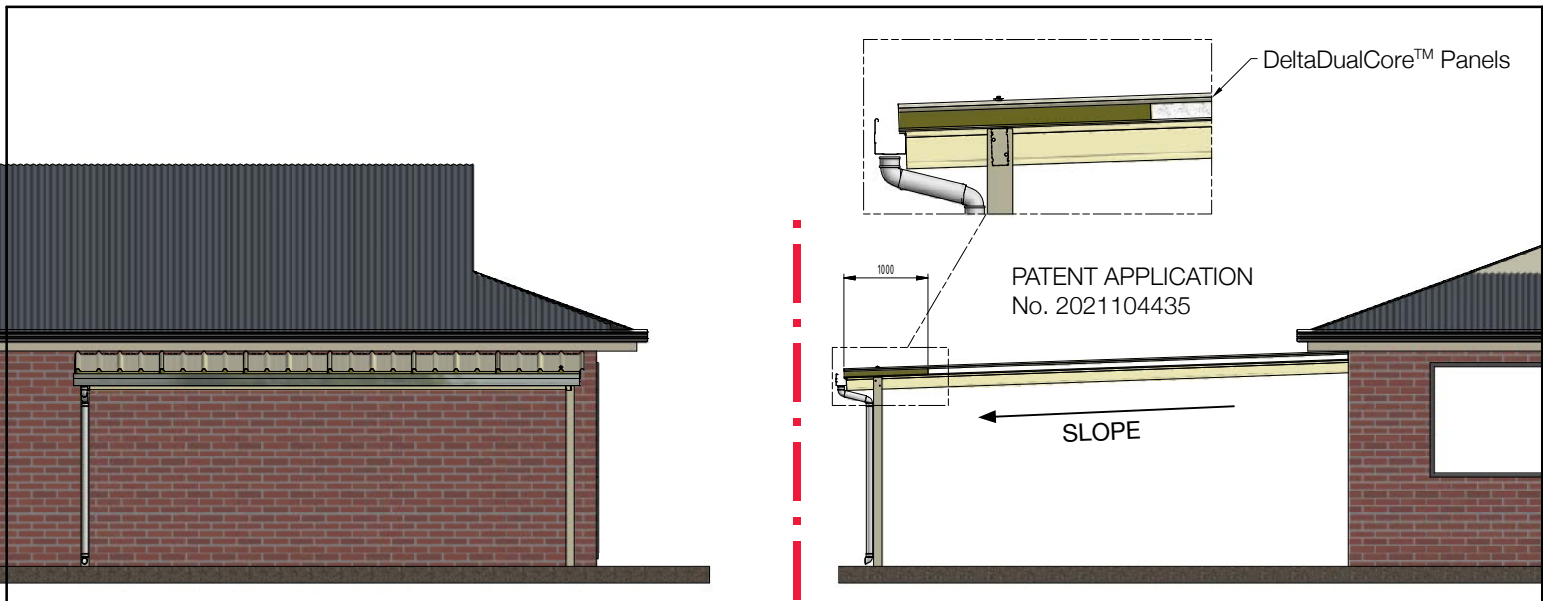
- Engineer Certified to confirm to the non-combustible requirements of Class 10 Buildings for the Mineral Wool section of the panel.
- Available in both DeltaTrim™ & DeltaOrb™ Top sheets
- Full colour range of Delta Roofing
- Offers a practical solution to building Awning and Patio Roofing along the boundary line.
- CodeMark Australia Certificate Number CM40330 Rev 1
- Innovation Patent Number 2021104435



DELTADUALCORE™ PANELS

- For Awning and Patio Roofing that finishes within 900mm of the boundary line.

PANEL LAYOUT RUNNING TOWARDS THE BOUNDARY LINE



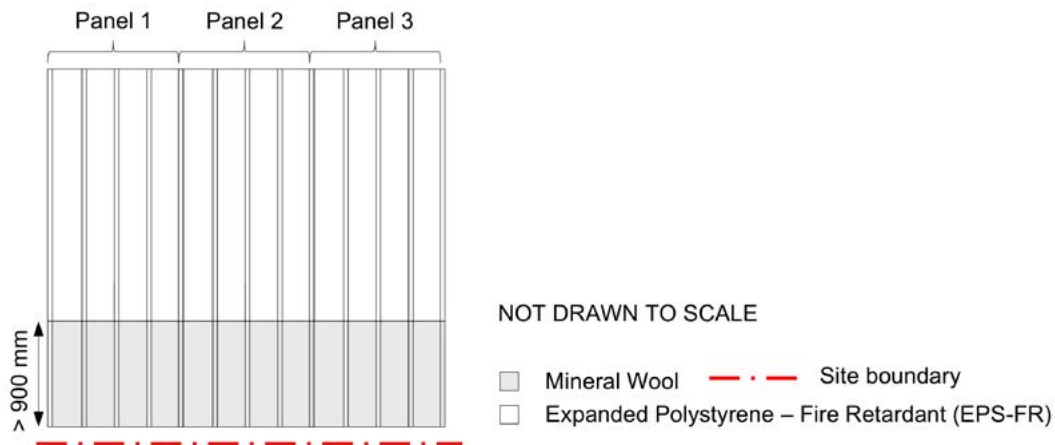
<p>© COPYRIGHT RESERVED Email: info@deltapanel.com</p>	Description		
	Filename & Path: E:\DELTA PANELS & PATIOS\ASSEMBLIES (DP)\000\INSTRUCTIONS\PATIO ON BOUNDRY_4.rvt	Date: 30/08/2024	Designed by DP
	Drawing No: PATIO ON BOUNDRY_4	Rev: A	Sheet 1/1

DELTADUALCORE™ PANELS

- For Awning and Patio Roofing that finishes within 900mm of the boundary line.

PANEL LAYOUT

- Design Configuration



CERTIFICATION LIMITS

- Delta DualCore is limited to a roof covering for Awnings and Patios.
- Certification is only for DeltaTrim-DC and DeltaOrb-DC Panel and fixings but not the structure that the panels are affixed to.
- Any portion of the DeltaTrim-DC and DeltaOrb-DC Panel that is located within the 900mm site boundary must contain the mineral wool portion of the DeltaTrim-DC and DeltaOrb-DC Panel.
- Any portion of the DeltaTrim-DC and DeltaOrb-DC Panel that is located within the 900mm site boundary must NOT contain any Expanded Polystyrene with fire retardant (EPS-FR) core material.
- DeltaTrim-DC or DeltaOrb-DC panels top skin consisting of 0.45 mm Colorbond Steel and bottom skin consisting of 0.55 mm UniCote Steel.

HANDLING AND INSTALLATION



DeltaDualCore Panels utilises a combination of Expanded Polystyrene with fire retardant (EPS-FR) and Mineral Wool (MW) insulated core material. The fibrous structure of Mineral Wool makes it easy to fracture the woven fibres if handled and installed incorrectly. Please ensure that correct lifting equipment is used when the panels are transported and lifted into position. Refer to the Handling & Installation Manual - Roof Systems for the correct Crane & Sling Procedures.

When installing DeltaDualCore Panels only step onto the section of the panels that are supported by the underneath roof structure. Do not step on unsupported spans. The whole of the Mineral Wool section of the panel can not overhang the underneath roof structure, it must be fixed and fully supported. Once installed it is classified as trafficable when used for maintenance purposes only. The following recommendations should be observed at all times.

Recommendations

- Wear flat, rubber soled shoes
- Walk over the roof supporting beams avoiding the mineral wool section of the panel
- Spread your weight over as many roof crests as possible
- Crawl boards must be used when accessing areas not supported by a structure

Steel Skin Details	Top Skin	0.45mm Colorbond Steel
	Bottom Skin	0.55mm UniCote Steel
Core Material Options	- SL Grade Polystyrene - Fire Retardant Grade - Mineral Wool - MW - 900 minimum	
Thermal Conductivity	Minimum 0.0363 W/mK @ 23.0 C	
Adhesive	Thermosetting two-part adhesive	
R Value @22.5°C	75mm Panel	2.08
	100mm Panel	2.78
	125mm Panel	3.48
	150mm Panel	4.17
Sheet Coverage	1000mm	
Density	Average density for a 6.0 metre panel is 30.8kg/m3	
Length (mm)	Cut to length. Min. of 1800mm	
Thickness (mm)	75, 100, 125, 150	
Weight (kgs/m²)	75mm Panel	13.9
	100mm Panel	14.7
	125mm Panel	16.7
	150mm Panel	18.7
Minimum Roof Pitch	DeltaTrim™ - 2°	
	DeltaOrb™ - 3° for Class 10 Buildings	



DeltaTrim™ Fixing Details

Crest fixing only. One fixing every second crest

Panel Thickness (mm)	Fixing into Steel	Fixing into Timber
75	Tek 14 x 150 Hex Head Screw	T17 14 x 150 Hex Head Screw
100	Tek 14 x 175 Hex Head Screw	T17 14 x 175 Hex Head Screw
125	Tek 14 x 200 Hex Head Screw	T17 14 x 200 Hex Head Screw
150	Tek 14 x 230 Hex Head Screw	T17 14 x 230 Hex Head Screw

DeltaOrb™ Fixing Details

Crest fixing only. One fixing every second crest

Panel Thickness (mm)	Fixing into Steel	Fixing into Timber
75	Tek 14 x 135 Hex Head Screw	T17 14 x 150 Hex Head Screw
100	Tek 14 x 150 Hex Head Screw	T17 14 x 175 Hex Head Screw
125	Tek 14 x 175 Hex Head Screw	T17 14 x 200 Hex Head Screw
150	Tek 14 x 200 Hex Head Screw	T17 14 x 230 Hex Head Screw

Use Cyclone Plate and Neo Washer on each fixing

Upon Installation the overlap needs to be stitch screwed or riveted every 300mm.



Innovation Patent Number 2021104435